

# Steel Pickets Design Brief - Arched



Job name. ....


P.O. No. ....

## PANELS

### HEIGHT

- 900mm
- 1200mm
- 1500mm
- 1800mm
- Custom: .....

### Without plinth




Standard arch is set at 150mm

### HEIGHT

(Incl. 150mm plinth)

- 900mm
- 1200mm
- 1500mm
- 1800mm
- Custom: .....

### With plinth




Standard arch is set at 150mm

## DOUBLE GATES

### HEIGHT

- 900mm
- 1200mm
- 1500mm
- 1800mm
- Custom: .....

### Single arch




Standard arch is set at 150mm

### HEIGHT

- 900mm
- 1200mm
- 1500mm
- 1800mm
- Custom: .....

### Double arch

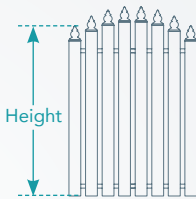


Standard arch is set at 150mm

## SINGLE GATES

### HEIGHT

- 900mm
- 1200mm
- 1500mm
- 1800mm
- Custom: .....



Standard arch is set at 150mm

## PICKET HEADS



Crown



Moon



Windsor



Regent



Osbourne



Tudor

## POST CAPS



Standard Cap  
Available on all post sizes.



Ball Cap  
Available on 50mm, 65mm, 75mm & 100mm posts.



Décor Cap  
Available on 50mm, 65mm & 75mm posts.



Windsor Cap  
Available on 50mm, 65mm & 75mm posts.



Crown Capital  
Available on 100mm & 125mm posts.

## LETTERBOX

- Highlander

Please indicate placement on your siteplan.



Get all the DIY advice you need to start your project.

Call us on **03 5444 2472**  
or visit [jackalfencing.com.au](http://jackalfencing.com.au)

*Think fencing,  
think Jackal.*